

Cambridge English for Teachers Worksheet No. 1  
(My favourite food)

Listening

Look and read. Put a tick (✓) or a cross (✗) in the box. There are two examples.

Examples



This is a fish.



This is a sausage.



Questions



This is a coconut.



This is a banana.



This is a carrot.



This is a potato.



This is a mango.



Speaking

Ann asks her friends what they would like for the lunch. Look at the pictures and talk about them.

Example



What would you like for your lunch, Alex?  
*I would like some bread.*



Questions

1. What would you like for your lunch, Grace?



2. What would you like for your lunch, Ben?



3. What would you like for your lunch, Jill?



4. What would you like for your lunch, Bill?



5. What would you like for your lunch, Lucy?



Writing

Write a word on the line about the pictures. There is one example.

Example

I would like some ..... bread

Sentences

1. I would like some .....

2. I would like an .....

3. I would like some .....

4. I would like a .....


5. I would like a .....

Reading

Read the sentences. Write one word from the Word bank on the line. There is one example.

Example

I like fish ..... and ..... chips.



Questions

1. I like rice ..... chicken.

2. I like apples ..... I don't like oranges.

3. Would you like orange juice ..... would you like lemonade?

4. You can have cake ..... you can't have sweets.

5. I like milk. I drink it at breakfast, at lunch ..... at dinner!

Cambridge English for Teachers Worksheet No. 2  
(My favourite food)

Listening

Look and read. Write yes or no. There are two examples.

Examples

Some children are eating .....  
A man is eating breakfast. ....

YES  
NO

Questions

- The children are happy. ....
- Some girls are eating ice cream. ....
- The children are eating fish. ....
- The children are at home. ....
- There are seven children. ....



Speaking

Look, read and write. Tell your friend what you like. Your friend likes it too! There are two examples.

Examples



I like ..... rice

so do I



I like ..... grapes

me too

Sentences

1. I like .....


2. I like .....

3. I like .....

Activity 6

Look at the pictures. Look at the letters. Write the words. There is one example.

Example



Sentences

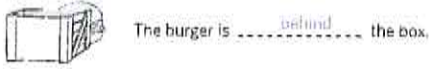
- ..... t u c e p r o m
- ..... s e k d
- ..... c e p l i n
- ..... e l u r r
- ..... h a t r e c e

- I like .....
- I like .....

Activity 7

Where's the burger? Choose your answer from the Word bank and write it on the line. There is one example.

Example



**Word bank**  
 behind  
 next to  
 between  
 in front of  
 in  
 under

Questions


- The burger is ..... the box.
- The burger is ..... the box.
- The burger is ..... the box.
- The burger is ..... the box.
- The burger is ..... the boxes.

Activity 8

Read the text below. Choose a word from the Word bank.

Write the correct word next to numbers 1-5. There is one example.

A classroom



There are lots of these in a ..... school. Some have desks where you (1) ..... but some have desks for (2) ..... Many have a (3) ..... and lots of books. In some you can play (4) ..... and in some you can draw a (5) ..... What is it? It's a classroom.

Activity 9

Read the sentences. Choose a word to write on the line. All the words are correct. Read your story to your family, a friend or your teacher.

Example

I am ..... telling ..... a story.

reading  
writing  
telling

Questions


- This is a story about playing .....
- I am playing with my .....

basketball  
football  
hockey

brother  
cousin  
sister

Activity 10

Look at the picture and draw lines. There is one example.



Activity 11

Read the questions. Write one word from the Word bank on the line. There is one example.

Example

Please teacher, ..... how ..... do I spell classroom?

**Word bank**  
 how  
 which  
 whose  
 what  
 who  
 where

Questions

- ..... is that on your desk, Nick?
- Grace, ..... did you put your bag?
- ..... pencil would you like - the red one or the blue one?
- Now class, ..... would like to answer question 6?
- ..... rubber is this?

Activity 107

Look at the pictures and read the questions. Write one word answers. There are two examples.

Examples

Where are the children? at the zoo  
 What colour is the elephant? grey



Questions

1. What is the elephant looking at? two giraffes



2. What can the girl see? a giraffe

3. How many goats can you see? three

4. What colour is the frog? green

5. What can the boy see? a goat



Activity 108

Look at the pictures. How many animals are there? Write one word on each line. There are two examples.

Examples

There is one cow  
 There are two horses

Activity 109

Colour the clothes in the clothes shop. There is one example.

Example

The t-shirt is black.

Sentences

- The dress is orange.
- The trousers are blue.
- The jacket is green.
- The skirt is purple.
- The hat is yellow.



Activity 110

What do the friends choose in the clothes shop? Write on the lines. Look at the picture of the clothes shop above for the colours. There is one example.

Example

Grace chooses a black t-shirt



3. We are playing in the park.

4. We love playing games.

5. Now we are drinking some water.

- morning
- afternoon
- evening
- enjoy
- like
- love
- lemonade
- orange juice
- water

Activity 111

Write ing at the end of the words. Say your new word. Draw a picture. There is one example.

Example

paint

painting



1.

draw

2.

fish

3.

jump

4.

kick

5.

throw


Questions

- There is one giraffe
- There are two rabbits
- There is one monkey
- There are two lions
- There is one tiger

Activity 112

Look at the pictures. Write the words. There is one example.

Example






## Part 5

- 5 questions -

Look at the pictures and read the questions. Write one-word answers. There are two examples.



### Examples

How many frogs are there?

..... two .....


What is the teacher doing?

..... drawing a ..... pineapple .....

### Questions

1 What colour are the fish?

.....




2 Who is pointing to the frogs?

.....

3 Where are the frogs now?

..... under the .....



4 What is the teacher holding?

..... a .....

5 Where are the children putting the frogs? In the .....

### Part 3

- 5 questions -

Look at the pictures. Look at the letters. Write the words. There is one example.

Example

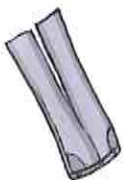


s o c k

c s k o

Questions

1



\_\_\_\_\_

e n  
j o  
s

2



\_\_\_\_\_

r s d  
e

3



\_\_\_\_\_

h r  
t s  
i

4



\_\_\_\_\_

k a  
t c e  
j

5



\_\_\_\_\_

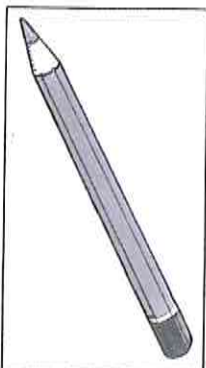
s t  
t e o s  
u r

### Part 4

- 5 questions -

Read this. Choose a word from the box. Write the correct word next to numbers 1-5. There is one example.

A pencil



You can see me in the ...classroom... at school. (1) .....

me when they have their lessons. You can find me on their

(2) ..... They put me with their pens, rubbers and

(3) ..... I can write in a (4) ..... I can draw black

and write (5) ..... too. When I am old I am very small.

What am I? I am a pencil.

classroom	rulers	desks	book
children	door	pictures	windows